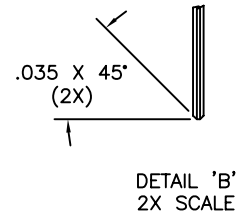
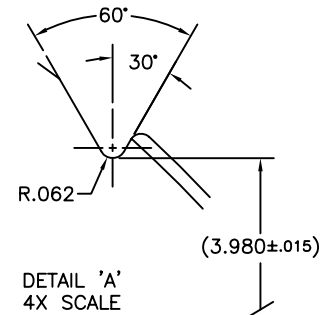
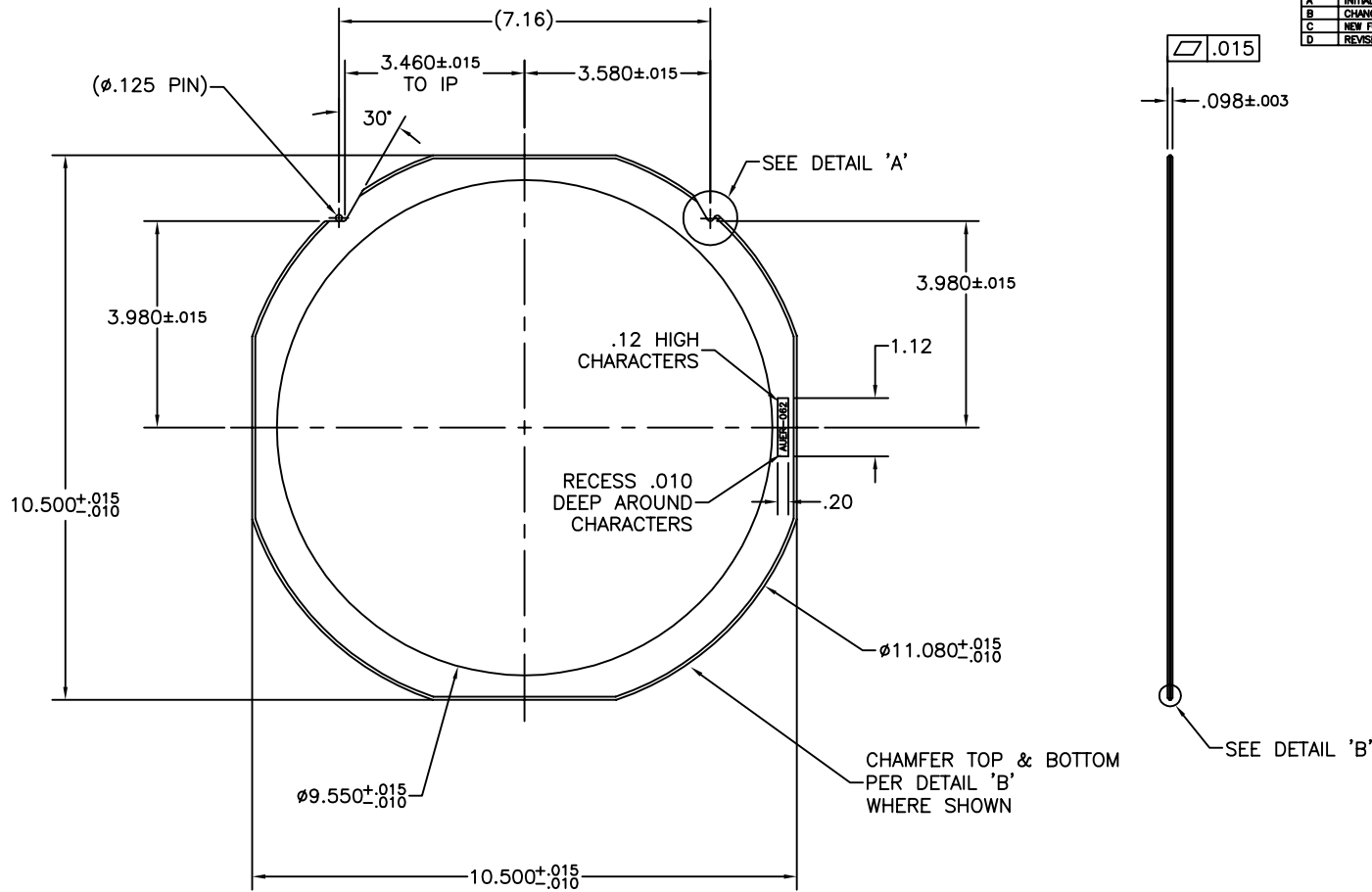


REV.	DESCRIPTION	BY	CHKD.	DATE
A	INITIAL RELEASE	W.T.B		06/12/98
B	CHANGE MAT'L THK & ADD DETAIL 'B'	E.C.		11/02/98
C	NEW FORMAT, ADD +.015/-010 TOLERANCE / ECR 322	AMW	JJR	07/27/00
D	REVISED PER CR #954	DD	JWL	2/4/2002



CONTROLLED COPY
 IF THIS IS IN RED
 AMW Auer Precision
 2/5/2002

ALL UNSPECIFIED CORNER RADII .055 MAX.

SPECIFICATIONS		TOLERANCES (INCHES) UNLESS OTHERWISE SPECIFIED.		DRAWN BY:	DATE:	 PRECISION CO., INC.
REF. CARRIER/MAGAZINE NO.:	5650-18	.X	$\pm .02$	W.T.B	06/12/98	
REF. COVER NO.:	NONE	.XX	$\pm .01$	E.C.	11/02/98	
MATERIAL:	PLASTIC	.XXX	$\pm .005$	ENGR. APPROVAL:	DATE:	TITLE:
THICKNESS:	NOTED	.XXXX	$\pm .0002$	J.J.R.	11/02/98	FILM FRAME
FRAME DIMS:	N/A	.XXXXX	$\pm .0001$	REF. PART NO.:	REV.:	8" PLASTIC
PACKAGE DIMS:	N/A	.XXXXXX	$\pm .00005$	N.H.A.:	REV.:	TOOL/DRAWING NO.:
		ANG. TOL.	$\pm 2^\circ$	CUSTOMER/REF. NO.:		AP-16970-62
		DRAWING IN ACCORDANCE WITH ANSI Y14.5M.		PLOT DATE:	02/04/02	SCALE: B
		THIRD ANGLE PROJECTION				NTS
						SHEET: 1
						OF: 1

CONFIDENTIAL

THIS DRAWING AND ALL INFORMATION HEREIN IS THE EXCLUSIVE AND CONFIDENTIAL PROPERTY OF AUER PRECISION COMPANY. THIS DRAWING IS FURNISHED IN AGREEMENT THAT IT OR ANY PART THEREOF WILL NOT BE REPRODUCED IN ANY MANNER OR DISCLOSED TO OTHERS WITHOUT THE EXPRESS WRITTEN CONSENT OF AUER PRECISION COMPANY. ALL PATENT RIGHTS RESERVED.